



Carolina House Furniture, Inc.
"The Home of Office Seating"

Retail Price List
Effective Date January 2010

5482 Herman Road
Claremont, NC 28610
Phone: 800-726-8350
Fax: 828-459-9881

www.carolinahousefurniture.com



Carolina House Furniture, Inc.

"The Home of Office Seating"

5482 Herman Road
Claremont, NC 28610
www.carolinahousefurniture.com

1-800/726-8350
FAX (828) 459-9881

10 YEAR LIMITED WARRANTY

Carolina House Furniture warrants to the original purchaser that our seating products will be free from defects in workmanship given normal conditions and with prudent application of "Chair and Person", for a period of limited 10 years single shift service.

This guarantee is limited to Carolina House replacing or repairing at our discretion, any parts or product found to be defective within the terms of this agreement.

100% coverage for the first three (3) years, 50% coverage for the next three (3) years, and 25% coverage for the remaining four (4) years.

Control mechanisms and casters are only guaranteed by our vendor for three (3) years.

Not covered under this warranty:

Damage caused by carrier
Customer's Own Material (COM)
Abuse in any form
Fabric, vinyl, or leather coverings or textiles
Modifications of styles or their parts

ORDERING & ACKNOWLEDGEMENT

Buyers may place orders by mail, fax, e-mail, or telephone, however, phone orders must be confirmed with a written purchase order marked "Confirmation Only". (Duplicate orders not marked "Confirmation", are the responsibility of the buyer.) An acknowledgement (edit list) will be sent electronically when the work order is initiated. It is your responsibility to check the acknowledgement for accuracy. The order acknowledgement's stated shipping date is based on our best estimates.

*Note: If an order is received at year end (December) that has a requested ship date after February 15th of the following year, all new pricing for the following year will be applied. No current pricing will be available for merchandise that ships 45 days after January 1st.

All prices and terms are subject to change without notice.

Purchase orders may be added to, however, after 24 hours a new purchase order may be required which may increase production time originally quoted on first order.

Possession of this catalog and literature does not constitute an offer to sell.

DELIVERY TIME

Production orders take approximately 4 weeks after receipt of order and approval of credit. If delivery is needed by a specific date, please indicate on your order. If we cannot meet this date you will be notified. Carolina House cannot be held liable for any loss due to buyer for not indicating on the order of a special delivery date.

ORDERING INFORMATION

All orders may be mailed, faxed, e-mailed, or phoned to:

Carolina House Furniture, Inc. (800) 726-8350 Toll Free
5482 Herman Road (828) 459-7400 Local
Claremont, NC 28610 (828) 459-9881 Fax
Dmoser@charterinternet.com

ORDERING PROCEDURE

When ordering, please indicate complete style number, finish, upholstery pattern and color, and any other special instructions and tagging information.

TERMS

A full explanation of all payment terms are outlined on order and invoice forms. This literature states list pricing only.

CREDIT POLICY

Credit may be established by submitting a complete, signed credit application providing adequate credit references.

The application will be reviewed and a credit line with credit terms will be set up by our credit department. Until open credit terms are established, the buyer will be required to submit a 50% down payment before production begins, and the remaining balance before delivery of the merchandise. Carolina House may change or cancel credit terms at its discretion. A delay in providing credit information may delay processing of an order.

CANCELLATIONS

Orders that have begun production, but have not been put to frame can be subject to cancellation. Buyer will be charged for the materials and labor involved up to that point. Once cover is applied or special finished applied to frame, orders cannot be cancelled.

BACKORDERS

Every effort will be made by our company to ship your order in its entirety. If delays from our suppliers make it impossible to deliver within a reasonable time, we reserve the right to backorder. You will be notified by fax with a written notice of the specific delay and a new shipping date.

FREIGHT POLICY

All merchandise whether shipping collect, prepaid/add at invoice, or delivered pricing is shipped F.O.B. origin, Claremont, NC, which means that ownership and the responsibility of the merchandise becomes that of the buyer upon delivery to the freight company.

All orders not qualifying for Carolina House delivered pricing will be shipped freight collect unless otherwise specified. Orders requiring special freight handling may be subject to additional charges.

Delivered pricing is dock to dock and does not include inside delivery or installation. All shipments are F.O.B. origin, Claremont, NC, with freight prepaid to one destination in the continental United States.

Carolina House reserves the right to select the carrier and routing, but will attempt to accommodate requests for preferred carriers.

Carolina House cannot accept responsibility for delays of delivery due to strikes, lockouts, labor or transportation difficulties, failure or delay of supply sources, accidents, fire, acts of God, or any other cause of similar nature beyond our control. A delay of shipments requested by buyers must be approved by Carolina House. Product stored in our warehouse, for any reason, beyond the acknowledged ship date will be subject to storage charges. 1.5% of invoice will be assessed for every thirty (30) days or any part thereof. If possible, Carolina House will ship in accordance with buyer instructions. Carolina House may await completion of the entire order and ship all at once or may make partial shipments from time to time at its sole discretion unless the buyer requests in writing that partial shipments are needed and Carolina House approves the specific shipping schedule.

FREIGHT DAMAGES/CLAIMS

Our merchandise is carefully inspected and re-inspected prior to packaging and shipping.

Notification of factory error or defect must be reported within 15 days of invoice date. Carolina House has the right to refuse to repair merchandise at no charge that has been stored at buyers location for more than 15 days. It is imperative that all merchandise be opened and inspected for carrier damage and defects upon delivery to buyers location.

If a shortage or damage occurs during transit, it should be noted on the freight bill at the time of delivery and a claim filed within 7 - 10 business days. If concealed damage is discovered after delivery, request inspection from the delivering carrier AT ONCE and save all packing materials until inspection is made. We will be happy to assist you in providing additional copies of documents, etc. necessary in filing a claim with the carrier, **but the claim must originate with you, the consignee.**

Any merchandise that is transferred by the buyer to the end user is not subject to freight claims or concealed damage claims. Carolina House can not accept any damages made by delivery companies or installers contracted by the original buyer.

The following are guidelines that are to be followed to help insure prompt handling of claims by the carrier. Failure to follow these guidelines will result in your claim being delayed or declined.

1. Examine all cartons at the receiving docks immediately.
2. Open all cartons with obvious damage immediately with the driver present.
3. Note the precise details of the damage to the furniture on all copies of the freight bill and have the driver sign all copies of the freight bill.
4. Contact the carrier immediately and advise them of the damage and arrange for inspection.
5. Obtain a claim form from the carrier and forward to the carrier with the completed inspection report copy of the freight bill, nature of the loss damage, copy of the original invoice, photographs, and a request for payment and specific terms. If the damage warrants, request that the carrier return the furniture to the manufacturer without freight charges for inspection and repair estimates.
6. Please contact Carolina House for return authorization number prior to returning any merchandise. We can not accept any merchandise without prior authorization.

REPAIR CHARGES & RETURNS

Authorization must be obtained from the factory prior to repairs being made if Carolina House is to pay these charges. Only after receipt of repair will credit be issued on items. No credit or damage allowances will be given for any repairs made to damaged or defective items unless you have our written authority to make such repairs. Photos and an "on site" inspection by a Carolina House representative will be required. If a representative is unavailable or there is not a local representative in your area, photos will be sufficient evidence and can be mailed or e-mailed to our customer service department.

Factory must be notified of any returns by phone, fax, e-mail, or letter. Included must be all data regarding the items to be returned which include; product model number, upholstery pattern and color, finish, date sold to buyer, factory invoice number and buyers purchase order number as well as a description of what is wrong with the product(s). Special order items are not returnable. Authorized returns of stock items will be charged a minimum of 30% restocking fee.

Written authorization will be issued from the factory and a copy must be returned to factory with the merchandise. All returns must be shipped to our factory freight prepaid or Carolina House will not accept. Carolina House will inspect all returns and assess responsibility for any defects. If damage of the merchandise was caused by abuse, alteration, or unauthorized repair, we may offer to repair the merchandise for a fee. The final responsibility for determining damage remains with the factory.

All merchandise being returned must be properly packed and protected to insure no further damage is incurred during transportation back to Carolina House.

COM/COL/CFM & COMBINATION UPHOLSTERING

COM (Customer's Own Material): Yardage requirements are based on plain materials and small patterns of 54" material. For COM material that has a large repeat; please see chart on next page to find % to add to yardage. All COM fabrics must be shipped prepaid and marked with your company name, purchase order number, and any special instructions. Orders for items using COM cannot be put in line for production until cover is received. Date COM is received will be considered actual date of order.

When using COM, you must fill out and submit the required form with a sample of the cover to the attention of COM Department, so proper identification can be made when your material is received. You can find this form on our website; carolinahousefurniture.com or in your Carolina House binder. For COM pricing use Grade 2.

Important things to know about your COM; if the material has a similar appearance on both sides, the face side should be marked. While Carolina House inspects all material, we cannot assume responsibility for defects of any kind. We encourage the buyer to thoroughly inspect all fabrics before shipping them to us for production. Carolina House has the right to apply the fabric direction at the discretion of the individual upholstery craftsman, unless clearly marked on the original purchase order or COM information form submitted with order.

It is the policy of Carolina House to dispose of any material that is left in excess after production is complete. If the buyer wants any leftover material to be returned, it must be clearly indicated on the original purchase order and on the COM information form.

Additional C.O.M. Requirement Table:

Yardages shown in the price list are based on 54" plain fabric. For other widths and for fabric with repeat patterns, add the following percentages to the 54" yard quantity listed for each in the price list.

Fabric Width	Plain Fabric	2"-14" Repeat	15"-19" Repeat	20"-27" Repeat	28"-36" Repeat
54"	0%	20%	25%	30%	35%
50"	25%	35%	40%	45%	50%
48"	35%	45%	50%	55%	60%
45"	65%	75%	80%	80%	85%
36"	80%	90%	95%	100%	100%

COL (Customer's Own Leather): When ordering items with COL use Grade 4 pricing. To figure COL needed; 18 square feet of leather is equal to 1 yard of fabric.

CFM (Custom Finish Match): Carolina House will match other finishes. A sample must be submitted for approval. Add 8% list up-charge for this option.

Combination Upholstery: When an "inside/outside" treatment is desired, price at the higher grade then add 8% list up-charge. When upholstery used in combination are the same grade add only 8% up-charge to list prices.

CUSTOMIZATION

Carolina House has the capability to customize our standard product line to better suit client needs of various environments and applications.

Please contact our Customer Service Department with complete specifications and a quote can be given. When placing a customized order, please include all requested alterations and factory quote number. Lead times associated with a custom order may be longer than our standard product line.

FABRIC BY THE YARD

Upholstery coverings can be purchased by the yard (square foot for leather). Please use the following information when ordering.

- Grade 2 36.00 List
- Grade 3 54.00 List
- Grade 39 72.00 List
- Grade 4 90.00 List
- Grade 5 101.00 List
- Grade 6 132.00 List
- Grade 7 168.00 List
- Leather B 18.00 List per sq. ft.


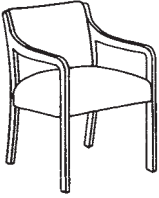
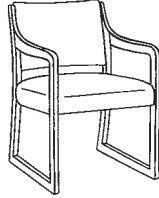
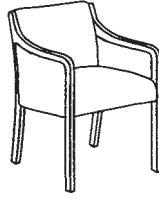

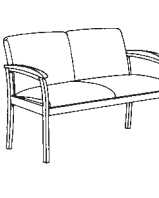
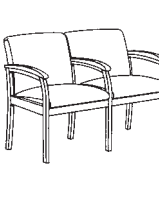
REPLACEMENT AND OPTIONAL PARTS


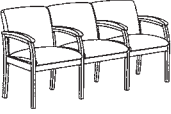


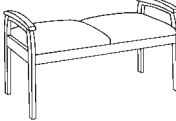


- Caster Set (4) - 47.00 List
- Manual Control Mechanism - 139.00 List
- 5 Prong Base with wooden caps - 260.00 List
- Caster Set (5) - 59.00 List
- Gas Lift Cylinder - 55.00 List
- Twin Wheel Caster for Hardwood Floors - 17.00 List each
- Finished Base Cap - 40.00 List
- Black Poly Base - 59.00 List
- Laminate or Wooden Tablet Top only-175.00 List each (can only be ordered if original model was purchased with the tablet feature)


*To add Edge Guards = 27.00 list up-charge





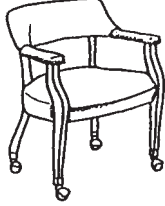

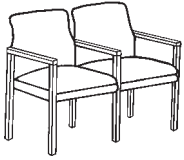
*To add Jury Base = 138.00 List up charge (requires base, gas lift cylinder, and Gas Lift control mechanism)



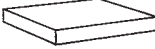




Carolina House reserves the right to change or modify any measurement on any style to accommodate factory







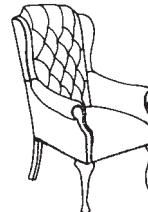
	CH-200 Low Back Guest Chair 	CH-201 Low Back Guest Sled Chair 	CH-225 Low Back Guest Chair 	CH-350 Single Seat 	CH-340 Loveseat 	CH-352 Double Seat 
DIMENSIONS						
Overall Width	22 $\frac{7}{8}$ "	23"	23 $\frac{5}{8}$ "	23 $\frac{5}{8}$ "	44 $\frac{3}{8}$ "	45 $\frac{1}{2}$ "
Overall Depth	27 $\frac{1}{4}$ "	26"	27 $\frac{1}{4}$ "	26 $\frac{3}{4}$ "	26 $\frac{3}{4}$ "	26 $\frac{3}{4}$ "
Overall Height	31 $\frac{1}{4}$ "	29"	31 $\frac{1}{4}$ "	32 $\frac{3}{4}$ "	32 $\frac{3}{4}$ "	32 $\frac{3}{4}$ "
Height Highest Point	N/A	N/A	N/A	N/A	N/A	N/A
Height Lowest Point	N/A	N/A	N/A	N/A	N/A	N/A
Arm Height From Floor	25 $\frac{1}{4}$ "	25"	25 $\frac{1}{4}$ "	26 $\frac{3}{8}$ "	26 $\frac{3}{8}$ "	26 $\frac{3}{8}$ "
Arm Height From Seat	5 $\frac{3}{4}$ "	6"	5 $\frac{3}{4}$ "	6 $\frac{3}{8}$ "	6 $\frac{3}{8}$ "	6 $\frac{3}{8}$ "
Seat Height from Floor	19 $\frac{1}{4}$ "	19 $\frac{1}{4}$ "	19 $\frac{1}{4}$ "	19 $\frac{5}{8}$ "	19 $\frac{5}{8}$ "	19 $\frac{5}{8}$ "
Seat Inside W x D	20 $\frac{5}{8}$ " X 20"	20 $\frac{1}{2}$ " x 20"	19 $\frac{1}{2}$ " x 20"	20" x 19 $\frac{1}{4}$ "	40 $\frac{5}{8}$ " x 19 $\frac{1}{4}$ "	20" x 19 $\frac{1}{4}$ "
Back Height From Seat	11 $\frac{3}{4}$ "	11 $\frac{3}{4}$ "	11 $\frac{3}{4}$ "	13 $\frac{1}{4}$ "	13 $\frac{1}{4}$ "	13 $\frac{1}{4}$ "
Grade 2 (COM)	646.00	700.00	812.00	948.00	1249.00	1631.00
Grade 3	689.00	744.00	866.00	980.00	1298.00	1696.00
Grade 39	740.00	798.00	923.00	1030.00	1375.00	1789.00
Grade 4 (COL)	795.00	840.00	985.00	1057.00	1415.00	1854.00
Grade 5	825.00	868.00	1021.00	1081.00	1447.00	1900.00
Grade 6	902.00	944.00	1106.00	1140.00	1539.00	2021.00
Grade 7	1003.00	1031.00	1204.00	1208.00	1639.00	2155.00
Leather B	1345.00	1397.00	N/A	1338.00	2094.00	2430.00
COM Yds. Required	1 $\frac{1}{4}$	2	2	1 $\frac{1}{4}$	2 $\frac{3}{4}$	3 $\frac{1}{4}$
COL Sq. Ft. Required	31 $\frac{1}{2}$	36	36	31 $\frac{1}{2}$	49 $\frac{1}{2}$	58 $\frac{1}{2}$
Exposed Wood	Maple	Maple	Maple	Maple	Maple	Maple
Standard Wood Finishes	Mahogany Oak Light Oak Walnut Cherry Ebony Natural Natural Cherry	Mahogany Oak Light Oak Walnut Cherry Ebony Natural Natural Cherry	Mahogany Oak Light Oak Walnut Cherry Ebony Natural Natural Cherry	Mahogany Oak Light Oak Walnut Cherry Ebony Natural Natural Cherry	Mahogany Oak Light Oak Walnut Cherry Ebony Natural Natural Cherry	Mahogany Oak Light Oak Walnut Cherry Ebony Natural Natural Cherry
Standard Features	Open Arm	Sled Base	Closed Arm FABRIC ONLY	No Nail Trim <i>Must Specify Configuration on Orders When Ordering With Tables</i>	No Nail Trim <i>Must Specify Configuration on Orders When Ordering With Tables</i>	No Nail Trim <i>Must Specify Configuration on Orders When Ordering With Tables</i>
Options		With Casters \$95.00 List Upcharge				5% Upcharge To List For No Arms In Middle
Carton Weight	30	35	30	35	65	65


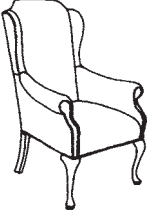

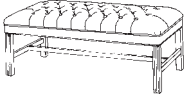

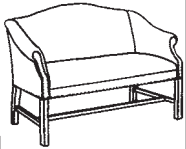
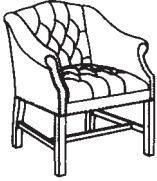
	CH-353 Triple Seat 	CH-350T Connector Table No Leg 	CH-350CCT Corner Connector Table w/Leg 	CH-355 Bench 	CH-500 Medium Back Executive Swivel 	CH-525 Medium Back Executive Swivel 
DIMENSIONS						
Overall Width	65 $\frac{5}{8}$ "	21"	31"	44 $\frac{3}{4}$ "	26 $\frac{1}{2}$ "	25 $\frac{1}{2}$ "
Overall Depth	26 $\frac{3}{4}$ "	21"	31"	20 $\frac{1}{2}$ "	29 $\frac{3}{4}$ "	29 $\frac{3}{8}$ "
Overall Height	32 $\frac{3}{4}$ "	N/A	16"	24 $\frac{1}{4}$ "	37 $\frac{1}{4}$ "	39 $\frac{1}{4}$ "
Height Highest Point	N/A	N/A	N/A	N/A	37 $\frac{1}{4}$ "	39 $\frac{1}{4}$ "
Height Lowest Point	N/A	N/A	N/A	N/A	34 $\frac{1}{2}$ "	36 $\frac{1}{2}$ "
Arm Height From Floor	26 $\frac{3}{4}$ "	N/A	N/A	24 $\frac{1}{4}$ "	27 $\frac{1}{4}$ "	28 $\frac{1}{4}$ "
Arm Height From Seat	6 $\frac{3}{8}$ "	N/A	N/A	4"	6 $\frac{3}{8}$ "	6 $\frac{3}{8}$ "
Seat Height from Floor	19 $\frac{3}{8}$ "	N/A	N/A	20"	21"	22"
Seat Inside W x D	20" x 19 $\frac{1}{4}$ "	N/A	N/A	41 $\frac{1}{8}$ " x 20 $\frac{1}{2}$ "	20 $\frac{7}{8}$ " x 19 $\frac{1}{2}$ "	21" x 19 $\frac{1}{2}$ "
Back Height From Seat	13 $\frac{1}{4}$ "	N/A	N/A	N/A	16"	17"
Grade 2 (COM)	2316.00	431.00	572.00	852.00	1139.00	791.00
Grade 3	2414.00			881.00	1177.00	830.00
Grade 39	2547.00			920.00	1225.00	885.00
Grade 4 (COL)	2650.00			950.00	1264.00	926.00
Grade 5	2718.00			971.00	1285.00	954.00
Grade 6	2902.00			1024.00	1351.00	1029.00
Grade 7	3102.00			1081.00	1427.00	1110.00
Leather B	3523.00			1072.00	1641.00	1263.00
COM Yds. Required	4 $\frac{3}{4}$	N/A	N/A	1 $\frac{1}{2}$	2	2
COL Sq. Ft. Required	85 $\frac{1}{2}$	N/A	N/A	27	36	36
Exposed Wood	Maple	Maple	Maple	Maple	Maple	N/A
Standard Wood Finishes	Mahogany Oak Light Oak Walnut Cherry Ebony Natural Natural Cherry	Mahogany Oak Light Oak Walnut Cherry Ebony Natural Natural Cherry	Mahogany Oak Light Oak Walnut Cherry Ebony Natural Natural Cherry	Mahogany Oak Light Oak Walnut Cherry Ebony Natural Natural Cherry	Mahogany Oak Light Oak Walnut Cherry Ebony Natural Natural Cherry	N/A
Standard Features	No Nail Trim <i>Must Specify Configuration on Orders When Ordering With Tables</i>	Non-Freestanding Table	Non-Freestanding Table	No Nail Trim <i>Must Specify Configuration on Orders When Ordering With Tables</i>	Gas Lift Control All Wood Arm	Gas Lift Control Black Neopreme Arms Black Nylon Base
Options	5% Upcharge To List For No Arms In Middle	With 2 legs List = 491.00				
Carton Weight	85	13	16	45	55	45



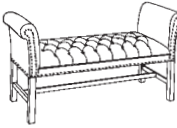
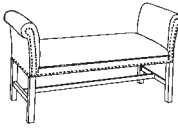



	CH-550 Medium Back Guest Chair	CH-590 Medium Back Guest Chair	CH-619 Medium Back Guest Chair	CH-900 High Back Judge's Swivel Tilt	CH-925T High Back Judge's Swivel Tilt	CH-930 High Back Judge's Swivel Tilt
DIMENSIONS						
Overall Width	26 $\frac{3}{8}$ "	26 $\frac{3}{8}$ "	26 $\frac{1}{4}$ "	27 $\frac{3}{4}$ "	27 $\frac{3}{4}$ "	27 $\frac{3}{4}$ "
Overall Depth	27 $\frac{1}{2}$ "	27 $\frac{1}{2}$ "	26 $\frac{1}{2}$ "	30"	30"	30"
Overall Height	36 $\frac{1}{4}$ "	36 $\frac{1}{4}$ "	34 $\frac{5}{8}$ "	48 $\frac{1}{2}$ "	48 $\frac{1}{2}$ "	48 $\frac{1}{2}$ "
Height Highest Point	N/A	N/A	N/A	48 $\frac{1}{2}$ "	48 $\frac{1}{2}$ "	48 $\frac{1}{2}$ "
Height Lowest Point	N/A	N/A	N/A	46"	46"	46"
Arm Height From Floor	26 $\frac{1}{4}$ "	26 $\frac{1}{4}$ "	25 $\frac{5}{8}$ "	29"	29"	29"
Arm Height From Seat	6 $\frac{1}{2}$ "	6 $\frac{1}{2}$ "	6 $\frac{1}{2}$ "	6 $\frac{3}{8}$ "	6 $\frac{3}{8}$ "	6 $\frac{3}{8}$ "
Seat Height from Floor	20"	20"	19 $\frac{5}{8}$ "	22 $\frac{1}{4}$ "	22 $\frac{1}{4}$ "	22 $\frac{1}{4}$ "
Seat Inside W x D	20 $\frac{5}{8}$ " x 18 $\frac{1}{4}$ "	20 $\frac{5}{8}$ " x 18 $\frac{1}{4}$ "	23 $\frac{1}{4}$ " x 18 $\frac{1}{4}$ "	20 $\frac{1}{2}$ " x 21 $\frac{1}{4}$ "	20 $\frac{1}{2}$ " x 21 $\frac{1}{4}$ "	20 $\frac{1}{2}$ " x 21 $\frac{1}{4}$ "
Back Height From Seat	15 $\frac{3}{4}$ "	15 $\frac{3}{4}$ "	15 $\frac{3}{8}$ "	26 $\frac{1}{2}$ "	26 $\frac{1}{2}$ "	26 $\frac{1}{2}$ "
Grade 2 (COM)	841.00	816.00	940.00	1155.00	1235.00	1337.00
Grade 3	883.00	857.00	981.00	1225.00	1306.00	1422.00
Grade 39	939.00	911.00	1036.00	1310.00	1390.00	1528.00
Grade 4 (COL)	980.00	951.00	1079.00	1392.00	1477.00	1634.00
Grade 5	1007.00	979.00	1106.00	1440.00	1524.00	1693.00
Grade 6	1085.00	1054.00	1182.00	1562.00	1644.00	1845.00
Grade 7	1170.00	1135.00	1264.00	1706.00	1782.00	2019.00
Leather B	1334.00	1297.00	1476.00	2042.00	2043.00	2179.00
COM Yds. Required	2	2	2	3	3	3 $\frac{3}{4}$
COL Sq. Ft. Required	36	36	36	54	54	67 $\frac{1}{2}$
Exposed Wood	Maple	Maple	Maple	Maple	Maple	Maple
Standard Wood Finishes	Mahogany	Mahogany	Mahogany	Mahogany	Mahogany	Mahogany
	Oak	Oak	Oak	Oak	Oak	Oak
	Light Oak	Light Oak	Light Oak	Light Oak	Light Oak	Light Oak
	Walnut	Walnut	Walnut	Walnut	Walnut	Walnut
	Cherry	Cherry	Cherry	Cherry	Cherry	Cherry
	Ebony	Ebony	Ebony	Ebony	Ebony	Ebony
	Natural	Natural	Natural	Natural	Natural	Natural
	Natural Cherry	Natural Cherry	Natural Cherry	Natural Cherry	Natural Cherry	Natural Cherry
Standard Features	All Wood Arm	All Wood Arm	No Tufting No Nail Trim	Uph. Top Arm 5 Prong Base	Tufted Back Nail Trim 5 Prong Base Uph. Top Arm	Uph. Top Arm Nail Trim 5 Prong Base Tufted Seat & Back
Options		Without Arms - No Upcharge				
Carton Weight	30	32	30	58	61	60


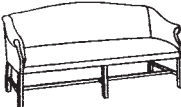




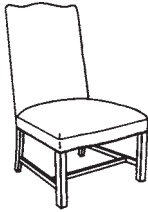
	CH-1025 Med. Swivel Tilt V-EE	CH-1050 Med. Back Guest V-EE	CH-1250 Captain's Chair	CH-1250C Captain's Chair With Casters	CH-1550 Single Seat	CH-1552 Double Seat
						
DIMENSIONS						
Overall Width	25	23½"	24"	24"	23¾"	45¾"
Overall Depth	28¾"	27"	23"	23"	25¾"	25¾"
Overall Height	38½"	35½"	30"	30"	34½"	34½"
Height Highest Point	38½"	N/A	N/A	N/A	N/A	N/A
Height Lowest Point	35½"	N/A	N/A	N/A	N/A	N/A
Arm Height From Floor	27¾"	26¾"	24¾"	24¾"	25¾"	25¾"
Arm Height From Seat	7¾"	7¾"	6¾"	6¾"	5¾"	5¾"
Seat Height from Floor	19¾"	19¾"	18¾"	18¾"	20¾"	20¾"
Seat Inside W x D	20¾" x 19¾"	21" x 17½"	18¾" x 18¾"	18¾" x 18¾"	20¾" x 22¾"	20¾" x 22¾"
Back Height From Seat	18	15¾"	11¾"	11¾"	14¾"	14¾"
Grade 2 (COM)	1142.00	801.00	508.00	570.00	819.00	1500.00
Grade 3	1184.00	844.00	564.00	627.00	853.00	1566.00
Grade 39	1244.00	905.00	604.00	672.00	900.00	1658.00
Grade 4 (COL)	1282.00	941.00	646.00	710.00	933.00	1726.00
Grade 5	1304.00	964.00	672.00	722.00	956.00	1773.00
Grade 6	1416.00	1077.00	731.00	795.00	1020.00	1899.00
Grade 7	1522.00	1182.00	798.00	926.00	1086.00	2034.00
Leather B	1641.00	1243.00	948.00	1005.00	1172.00	2299.00
COM Yds. Required	3	2¼	1¾	1¾	1¾	3½
COL Sq. Ft. Required	54	40½	31½	31½	31½	63
Exposed Wood	Maple	Maple	Maple	Maple	Maple	Maple
Standard Wood Finishes	Mahogany	Mahogany	Mahogany	Mahogany	Mahogany	Mahogany
	Oak	Oak	Oak	Oak	Oak	Oak
	Light Oak	Light Oak	Light Oak	Light Oak	Light Oak	Light Oak
	Walnut	Walnut	Walnut	Walnut	Walnut	Walnut
	Cherry	Cherry	Cherry	Cherry	Cherry	Cherry
	Ebony	Ebony	Ebony	Ebony	Ebony	Ebony
	Natural	Natural	Natural	Natural	Natural	Natural
	Natural Cherry	Natural Cherry	Natural Cherry	Natural Cherry	Natural Cherry	Natural Cherry
Standard Features	No Nail Trim Uph. Top Arm Gas Lift Control Swivel Tilt Wood Base Caps	No Nail Trim All Wood Arm	Uph. Arm Nail Trim	Uph. Arm Casters Nail Trim	No Nail Trim <i>Must Specify Configuration On Orders When Ordering With Tables</i>	No Nail Trim <i>Must Specify Configuration On Orders When Ordering With Tables</i>
			Without Nail Trim N/C \$95.00 List Upcharge for Tufted Back	Without Nail Trim N/C \$95.00 List Upcharge for Tufted Back		Add 5% Upcharge To List For No Arms In Middle
Options						
Carton Weight	55	26	26	26	30	55



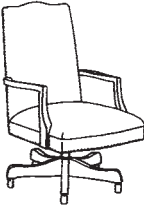




	CH-1553 Triple Seat 	CH-1550T Connector Table No Leg 	CH-1550CCT Corner Connector Table W/Leg 	CH-1625 High Back Exec. Swivel Tilt 	CH-1650 High Back Guest Chair 	CH-1670 High Back Guest Chair 
DIMENSIONS						
Overall Width	67½"	21"	31"	28¾"	28½"	28½"
Overall Depth	25¾"	21"	31"	30"	29"	29"
Overall Height	34½"	N/A	16"	46"	39¼"	39¼"
Height Highest Point	N/A	N/A	N/A	46"	N/A	N/A
Height Lowest Point	N/A	N/A	N/A	43½"	N/A	N/A
Arm Height From Floor	25¾"	N/A	N/A	29"	26¾"	26¾"
Arm Height From Seat	5¾"	N/A	N/A	7¼"	7½"	7½"
Seat Height from Floor	20¼"	N/A	N/A	21¾"	19"	19"
Seat Inside W x D	20¾" x 22¾"	N/A	N/A	18¾" x 19½"	18½" x 19"	18½" x 19"
Back Height From Seat	14¾"	N/A	N/A	24½"	20"	20"
Grade 2 (COM)	2203.00	431.00	572.00	1505.00	1174.00	1145.00
Grade 3	2304.00			1606.00	1260.00	1232.00
Grade 39	2440.00			1717.00	1361.00	1331.00
Grade 4 (COL)	2542.00			1826.00	1460.00	1427.00
Grade 5	2611.00			1892.00	1509.00	1484.00
Grade 6	2798.00			2055.00	1655.00	1618.00
Grade 7	3002.00			2243.00	1818.00	1782.00
Leather B	3289.00			2671.00	2377.00	2268.00
COM Yds. Required	5¼	N/A	N/A	4	3½	3½
COL Sq. Ft. Required	94½	N/A	N/A	72	63	63
Exposed Wood	Maple	Maple	Maple	Maple	Maple	Maple
Standard Wood Finishes	Mahogany Oak Light Oak Walnut Cherry Ebony Natural Natural Cherry	Mahogany Oak Light Oak Walnut Cherry Ebony Natural Natural Cherry	Mahogany Oak Light Oak Walnut Cherry Ebony Natural Natural Cherry	Mahogany Oak Light Oak Walnut Cherry Ebony Natural Natural Cherry	Mahogany Oak Light Oak Walnut Cherry Ebony Natural Natural Cherry	Mahogany Oak Light Oak Walnut Cherry Ebony Natural Natural Cherry
Standard Features	No Nail Trim <i>Must Specify Configuration On Orders When Ordering With Tables</i>	Non-Freestanding Table	Non-Freestanding Table	Nail Trim Tufted Seat & Back 5 Prong Base	Tufted Seat & Back Nail Trim	Tufted Back Non Tufted Seat Nail Trim
Options	Add 5% Upcharge To List For No Arms In Middle	With 2 Legs List = \$491				
Carton Weight	80	13	16	75	55	55








	CH-1690 High Back Guest Chair	CH-1700 High Back Exec. Swivel Tilt	CH-1720 High Back Exec. Swivel Tilt	CH-1740 High Back Exec. Swivel Tilt	CH-1750 High Back Guest Chair	CH-1770 High Back Guest Chair
						
DIMENSIONS						
Overall Width	28½"	30"	30"	30"	31"	31"
Overall Depth	29"	32"	32"	32"	29"	29"
Overall Height	39¼"	45¼"	45¼"	45¼"	42½"	42½"
Height Highest Point	N/A	45¼"	45¼"	45¼"	N/A	N/A
Height Lowest Point	N/A	43"	43"	43"	N/A	N/A
Arm Height From Floor	26¼"	29"	29"	29"	26"	26"
Arm Height From Seat	7½"	7"	7"	7"	7¼"	7¼"
Seat Height from Floor	19"	21¼"	21¼"	21¼"	19"	19"
Seat Inside W x D	18½" x 19"	18" x 19¼"	18" x 19¼"	18" x 19¼"	19" x 18¼"	19" x 18¼"
Back Height From Seat	20"	23¼"	23¼"	23¼"	25½"	25½"
Grade 2 (COM)	1107.00	1526.00	1504.00	1477.00	1236.00	1217.00
Grade 3	1191.00	1636.00	1611.00	1578.00	1341.00	1324.00
Grade 39	1289.00	1764.00	1739.00	1704.00	1468.00	1449.00
Grade 4 (COL)	1388.00	1886.00	1866.00	1829.00	1602.00	1575.00
Grade 5	1444.00	1960.00	1937.00	1907.00	1673.00	1648.00
Grade 6	1582.00	2138.00	2114.00	2087.00	1851.00	1826.00
Grade 7	1748.00	2348.00	2326.00	2296.00	2058.00	2038.00
Leather B	2233.00	2693.00	2673.00	2648.00	2424.00	2407.00
COM Yds. Required	3½	4½	4½	4½	4½	4½
COL Sq. Ft. Required	63	81	81	81	81	81
Exposed Wood	Maple	Maple	Maple	Maple	Maple	Maple
Standard Wood Finishes	Mahogany	Mahogany	Mahogany	Mahogany	Mahogany	Mahogany
	Oak	Oak	Oak	Oak	Oak	Oak
	Light Oak	Light Oak	Light Oak	Light Oak	Light Oak	Light Oak
	Walnut	Walnut	Walnut	Walnut	Walnut	Walnut
	Cherry	Cherry	Cherry	Cherry	Cherry	Cherry
	Ebony	Ebony	Ebony	Ebony	Ebony	Ebony
	Natural	Natural	Natural	Natural	Natural	Natural
	Natural Cherry	Natural Cherry	Natural Cherry	Natural Cherry	Natural Cherry	Natural Cherry
Standard Features	No Tufting	Tufted Seat & Back	Nail Trim	No Tufting	Tufted Seat & Back	Tufted Back
	Nail Trim	Nail Trim	5 Prong Base	Nail Trim	Nail Trim	Non-Tufted Seat
		5 Prong Base	Tufted Back	5 Prong Base		Nail Trim
Options	Without Nail Trim	Gas Lift				
	N/C	\$160.00 List				
		Upcharge				
Carton Weight	55	85	85	85	60	60








	CH-1790 High Back Guest Chair 	CH-1800 Loveseat W/Tufting 	CH-1825 Bench w/o Arms Tufted 	CH-1830 Bench w/o Arms Non-Tufted 	CH-1840 Loveseat No Tufting 	CH-1850 Club Chair W/Tufting 
DIMENSIONS						
Overall Width	31"	52¼"	46"	46"	52¼"	28¾"
Overall Depth	29"	27¼"	21¼"	21¼"	27¼"	27¼"
Overall Height	42½"	32½"	19¼"	19¼"	32½"	31"
Height Highest Point	N/A	N/A	N/A	N/A	N/A	N/A
Height Lowest Point	N/A	N/A	N/A	N/A	N/A	N/A
Arm Height From Floor	26"	25"	N/A	N/A	25"	25"
Arm Height From Seat	7¼"	6½"	N/A	N/A	6½"	6½"
Seat Height from Floor	19"	18¾"	N/A	N/A	18¾"	18½"
Seat Inside W x D	19" x 18¼"	41" x 19¼"	N/A	N/A	41" x 19¼"	17" x 19¼"
Back Height From Seat	25½"	13½"	N/A	N/A	13½"	12¼"
Grade 2 (COM)	1183.00	1479.00	996.00	827.00	1425.00	1020.00
Grade 3	1292.00	1602.00	1033.00	885.00	1551.00	1088.00
Grade 39	1418.00	1741.00	1099.00	931.00	1689.00	1174.00
Grade 4 (COL)	1547.00	1884.00	1135.00	959.00	1829.00	1264.00
Grade 5	1614.00	1965.00	1158.00	977.00	1911.00	1310.00
Grade 6	1799.00	2165.00	1270.00	1063.00	2115.00	1430.00
Grade 7	2010.00	2402.00	1374.00	1146.00	2352.00	1575.00
Leather B	2375.00	3069.00	1456.00	1290.00	2957.00	1883.00
COM Yds. Required	4½	5	2½	2	5	3¾
COL Sq. Ft. Required	81	90	45	36	90	54
Exposed Wood	Maple	Maple	Maple	Maple	Maple	Maple
Standard Wood Finishes	Mahogany	Mahogany	Mahogany	Mahogany	Mahogany	Mahogany
	Oak	Oak	Oak	Oak	Oak	Oak
	Light Oak	Light Oak	Light Oak	Light Oak	Light Oak	Light Oak
	Walnut	Walnut	Walnut	Walnut	Walnut	Walnut
	Cherry	Cherry	Cherry	Cherry	Cherry	Cherry
	Ebony	Ebony	Ebony	Ebony	Ebony	Ebony
	Natural	Natural	Natural	Natural	Natural	Natural
Natural Cherry	Natural Cherry	Natural Cherry	Natural Cherry	Natural Cherry	Natural Cherry	
Standard Features	No Tufting Nail Trim	Tufted Seat & Back Nail Trim	Tufted Seat Nail Trim	No Tufting Nail Trim	No Tufting Nail Trim	Tufted Seat & Back Nail Trim
Options	Without Nail Trim N/C	Non-Tufted Seat N/C	Without Nail Trim N/C	Without Nail Trim N/C	Without Nail Trim N/C	Non-Tufted Seat N/C
Carton Weight	60	65	55	55	65	35




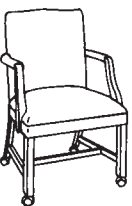



	CH-1850C Club Chair W/Tufting W/Casters	CH-1875 Bench W/Arms Tufted	CH-1880 Bench W/Arms Non-Tufted	CH-1890 Club Chair No Tufting	CH-1890C Club Chair With Casters	CH-1900 Sofa W/Tufting
						
DIMENSIONS						
Overall Width	28 $\frac{3}{8}$ "	52"	52"	28 $\frac{3}{8}$ "	28 $\frac{3}{8}$ "	73 $\frac{1}{2}$ "
Overall Depth	27 $\frac{1}{4}$ "	21 $\frac{1}{4}$ "	21 $\frac{1}{4}$ "	27 $\frac{1}{4}$ "	27 $\frac{1}{4}$ "	27 $\frac{1}{4}$ "
Overall Height	31"	27 $\frac{1}{2}$ "	27 $\frac{1}{2}$ "	31"	31"	32 $\frac{1}{2}$ "
Height Highest Point	N/A	N/A	N/A	N/A	N/A	N/A
Height Lowest Point	N/A	N/A	N/A	N/A	N/A	N/A
Arm Height From Floor	25"	27 $\frac{1}{2}$ "	27 $\frac{1}{2}$ "	25"	25"	25"
Arm Height From Seat	6 $\frac{1}{2}$ "	8 $\frac{1}{2}$ "	8 $\frac{1}{2}$ "	6 $\frac{1}{2}$ "	6 $\frac{1}{2}$ "	6 $\frac{1}{2}$ "
Seat Height from Floor	18 $\frac{1}{2}$ "	18"	18"	18 $\frac{1}{2}$ "	18 $\frac{1}{2}$ "	18 $\frac{3}{4}$ "
Seat Inside W x D	17" x 19 $\frac{1}{4}$ "	40" x 21 $\frac{1}{4}$ "	40" x 21 $\frac{1}{4}$ "	17" x 19 $\frac{1}{4}$ "	17" x 19 $\frac{1}{4}$ "	62 $\frac{1}{4}$ " x 19 $\frac{1}{4}$ "
Back Height From Seat	12 $\frac{1}{4}$ "	N/A	N/A	12 $\frac{1}{4}$ "	12 $\frac{1}{4}$ "	13 $\frac{1}{4}$ "
Grade 2 (COM)	1074.00	1062.00	957.00	981.00	1031.00	1802.00
Grade 3	1142.00	1131.00	1026.00	1057.00	1105.00	1938.00
Grade 39	1226.00	1223.00	1117.00	1142.00	1190.00	2107.00
Grade 4 (COL)	1315.00	1291.00	1186.00	1228.00	1275.00	2247.00
Grade 5	1361.00	1338.00	1232.00	1274.00	1326.00	2339.00
Grade 6	1481.00	1462.00	1357.00	1397.00	1449.00	2558.00
Grade 7	1626.00	1600.00	1493.00	1536.00	1586.00	2846.00
Leather B	1933.00	1628.00	1533.00	1849.00	1895.00	3827.00
COM Yds. Required	3 $\frac{3}{4}$	3 $\frac{3}{4}$	3 $\frac{3}{4}$	3 $\frac{1}{2}$	3 $\frac{1}{2}$	6 $\frac{1}{2}$
COL Sq. Ft. Required	54	67 $\frac{1}{2}$	67 $\frac{1}{2}$	54	54	108
Exposed Wood	Maple	Maple	Maple	Maple	Maple	Maple
Standard Wood Finishes	Mahogany	Mahogany	Mahogany	Mahogany	Mahogany	Mahogany
	Oak	Oak	Oak	Oak	Oak	Oak
	Light Oak	Light Oak	Light Oak	Light Oak	Light Oak	Light Oak
	Walnut	Walnut	Walnut	Walnut	Walnut	Walnut
	Cherry	Cherry	Cherry	Cherry	Cherry	Cherry
	Ebony	Ebony	Ebony	Ebony	Ebony	Ebony
	Natural	Natural	Natural	Natural	Natural	Natural
	Natural Cherry	Natural Cherry	Natural Cherry	Natural Cherry	Natural Cherry	Natural Cherry
Standard Features	Casters Tufted Seat & Back Nail Trim	Nail Trim Tufted Seat	Nail Trim Non-Tufted Seat	No Tufting Nail Trim	Casters No Tufting Nail Trim	Tufted Seat & Back Nail Trim
Options	Non-Tufted Seat N/C	No Nail Trim N/C	No Nail Trim N/C	Without Nail Trim N/C	Without Nail Trim N/C	Non-Tufted Seat N/C
Carton Weight	35	52	52	35	35	85


	CH-1940 Sofa w/o Tufting 	CH-2200 High Back Exec. Swivel Tilt 	CH-2210 Armless Guest Chair 	CH-2250 High Back Guest Chair 	CH-2300 High Back Exec. Swivel Tilt 	CH-2310 Armless Guest Chair 
DIMENSIONS						
Overall Width	73½"	24¾"	26½"	26"	26¾"	26½"
Overall Depth	27¼"	28"	28"	27¾"	29¼"	29¾"
Overall Height	32½"	42"	39¼"	39½"	43"	42"
Height Highest Point	N/A	N/A	N/A	N/A	43"	N/A
Height Lowest Point	N/A	N/A	N/A	N/A	40½"	N/A
Arm Height From Floor	25"	29"	N/A	25¾"	27¾"	N/A
Arm Height From Seat	6¼"	7½"	N/A	7¾"	5¾"	N/A
Seat Height from Floor	18¾"	21½"	19"	18½"	22¼"	19¼"
Seat Inside W x D	62¼" x 19¼"	20¾" x 19"	21½" x 18½"	20" x 19¼"	22½" x 20½"	20½" x 20½"
Back Height From Seat	13¼"	21"	24"	20½"	22"	22½"
Grade 2 (COM)	1668.00	1056.00	788.00	852.00	1366.00	911.00
Grade 3	1803.00	1134.00	863.00	924.00	1437.00	985.00
Grade 39	1958.00	1218.00	949.00	1007.00	1524.00	1071.00
Grade 4 (COL)	2115.00	1306.00	1036.00	1097.00	1614.00	1159.00
Grade 5	2205.00	1357.00	1085.00	1145.00	1661.00	1204.00
Grade 6	2431.00	1480.00	1207.00	1267.00	1786.00	1330.00
Grade 7	2690.00	1623.00	1351.00	1411.00	1932.00	1475.00
Leather B	3170.00	1740.00	1491.00	1548.00	2207.00	1634.00
COM Yds. Required	5½	3	3	3	3	3
COL Sq. Ft. Required	99	54	54	54	54	54
Exposed Wood	Maple	Maple	Maple	Maple	Maple	Maple
Standard Wood Finishes	Mahogany Oak Light Oak Walnut Cherry Ebony Natural Natural Cherry	Mahogany Oak Light Oak Walnut Cherry Ebony Natural Natural Cherry	Mahogany Oak Light Oak Walnut Cherry Ebony Natural Natural Cherry	Mahogany Oak Light Oak Walnut Cherry Ebony Natural Natural Cherry	Mahogany Oak Light Oak Walnut Cherry Ebony Natural Natural Cherry	Mahogany Oak Light Oak Walnut Cherry Ebony Natural Natural Cherry
Standard Features	No Tufting Nail Trim	Tufted Back Nail Trim 5 Prong Base Uph. Top Arm	No Tufting Armless Nail Trim	Tufted Back Nail Trim Uph. Top Arm	Tufted Seat & Back 5 Prong Base Nail Trim All Wood Arm	No Tufting Armless Nail Trim
Options		Tufted Seat \$70.00 Gas Lift Control \$160.00 Non-Tufted Back N/C	Tufted Back \$50.00 Tufted Seat \$70.00 List Upcharge	Tufted Seat \$70.00 Non-Tufted Back N/C Add Casters \$95.00 List Upcharge		Tufted Back \$50.00 Tufted Seat \$70.00 List Upcharge
Carton Weight	85	50	30	40	60	35



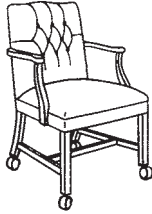



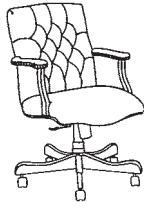
	CH-2320 High Back Exec. Swivel Tilt	CH-2340 High Back Exec. Swivel Tilt	CH-2350 High Back Guest Chair	CH-2370 High Back Guest Chair	CH-2390 High Back Guest Chair	CH-2400 High Back Exec. Swivel Tilt
						
DIMENSIONS						
Overall Width	26¾"	26¾"	26½"	26½"	26½"	27½"
Overall Depth	29¼"	29¼"	29½"	29¼"	29¼"	29"
Overall Height	43"	43"	42"	42"	42"	43"
Height Highest Point	43"	43"	N/A	N/A	N/A	43"
Height Lowest Point	40½"	40½"	N/A	N/A	N/A	40½"
Arm Height From Floor	27½"	27½"	25½"	25½"	25½"	27"
Arm Height From Seat	5½"	5½"	6½"	6½"	6½"	6½"
Seat Height from Floor	22¼"	22¼"	19¼"	19¼"	19¼"	21"
Seat Inside W x D	22½" x 20½"	22½" x 20½"	20½" x 20½"	20½" x 20½"	20½" x 20½"	22½" x 20¼"
Back Height From Seat	22"	22"	22½"	22½"	22½"	22"
Grade 2 (COM)	1323.00	1250.00	1085.00	984.00	940.00	1327.00
Grade 3	1398.00	1325.00	1159.00	1060.00	1007.00	1406.00
Grade 39	1484.00	1410.00	1243.00	1145.00	1088.00	1487.00
Grade 4 (COL)	1567.00	1498.00	1330.00	1236.00	1180.00	1578.00
Grade 5	1617.00	1550.00	1381.00	1282.00	1186.00	1623.00
Grade 6	1742.00	1667.00	1506.00	1407.00	1346.00	1749.00
Grade 7	1889.00	1813.00	1653.00	1551.00	1486.00	1894.00
Leather B	2167.00	1949.00	1947.00	1852.00	1639.00	1980.00
COM Yds. Required	3	3	3	3	3	3
COL Sq. Ft. Required	54	54	54	54	54	54
Exposed Wood	Maple	Maple	Maple	Maple	Maple	Maple
Standard Wood Finishes	Mahogany	Mahogany	Mahogany	Mahogany	Mahogany	Mahogany
	Oak	Oak	Oak	Oak	Oak	Oak
	Light Oak	Light Oak	Light Oak	Light Oak	Light Oak	Light Oak
	Walnut	Walnut	Walnut	Walnut	Walnut	Walnut
	Cherry	Cherry	Cherry	Cherry	Cherry	Cherry
	Ebony	Ebony	Ebony	Ebony	Ebony	Ebony
	Natural	Natural	Natural	Natural	Natural	Natural
	Natural Cherry	Natural Cherry	Natural Cherry	Natural Cherry	Natural Cherry	Natural Cherry
Standard Features	Tufted Back 5 Prong Base Nail Trim All Wood Arm	5 Prong Base No Tufting Nail Trim All Wood Arm	Tufted Seat & Back Nail Trim All Wood Arm	Tufted Back Nail Trim All Wood Arm	No Tufting Nail Trim All Wood Arm	Tufted Back Nail Trim 5 Prong Base Uph Arm
		Without Nail Trim N/C			Without Nail Trim N/C	Gas Lift Control \$160.00 Tufted Seat \$70.00 List Upcharge
Options		Without Nail Trim N/C			Without Nail Trim N/C	Gas Lift Control \$160.00 Tufted Seat \$70.00 List Upcharge
Carton Weight	60	60	40	40	40	58








	CH-2450 High Back Guest Chair 	CH-2500 High Back Exec. Swivel Tilt 	CH-2600 Loveseat Camelot Series 	CH-2650 Chair Camelot Series 	CH-2700 Sofa Camelot Series 	CH-2800 Loveseat With Wood Trim 
DIMENSIONS						
Overall Width	27½"	30"	54"	30"	78"	53½"
Overall Depth	29¾"	32¼"	32"	32"	32"	30¾"
Overall Height	42"	48"	35¾"	35¾"	35¾"	29½"
Height Highest Point	N/A	48"	N/A	N/A	N/A	N/A
Height Lowest Point	N/A	45¾"	N/A	N/A	N/A	N/A
Arm Height From Floor	25½"	28½"	26¾"	26¾"	26¾"	22"
Arm Height From Seat	6¾"	5¾"	8½"	8½"	8½"	4½"
Seat Height from Floor	19¼"	23"	19¼"	19¼"	19¼"	18¼"
Seat Inside W x D	21¼" x 20½"	18" x 19½"	47½" x 20¾"	23¾" x 20¾"	71½" x 20¾"	47¼" x 21¼"
Back Height From Seat	22½"	25¾"	16¾"	16¾"	16¾"	11½"
Grade 2 (COM)	990.00	1371.00	2155.00	1730.00	2532.00	1839.00
Grade 3	1068.00	1471.00	2409.00	1913.00	2870.00	2059.00
Grade 39	1153.00	1583.00	2557.00	2020.00	3067.00	2243.00
Grade 4 (COL)	1240.00	1706.00	2701.00	2124.00	3259.00	2436.00
Grade 5	1290.00	1769.00	2786.00	2185.00	3372.00	2541.00
Grade 6	1413.00	1935.00	3218.00	2497.00	3948.00	2815.00
Grade 7	1558.00	2121.00	3616.00	2784.00	4478.00	3118.00
Leather B	1617.00	2455.00	4037.00	2940.00	4890.00	3565.00
COM Yds. Required	3	4	9	6½	12	6½
COL Sq. Ft. Required	54	72	162	117	216	117
Exposed Wood	Maple	Maple	Maple	Maple	Maple	Ash
Standard Wood Finishes	Mahogany Oak Light Oak Walnut Cherry Ebony Natural Natural Cherry	Mahogany Oak Light Oak Walnut Cherry Ebony Natural Natural Cherry	Mahogany Oak Light Oak Walnut Cherry Ebony Natural Natural Cherry	Mahogany Oak Light Oak Walnut Cherry Ebony Natural Natural Cherry	Mahogany Oak Light Oak Walnut Cherry Ebony Natural Natural Cherry	Mahogany Oak Light Oak Walnut Cherry Ebony Natural Natural Cherry
Standard Features	Tufted Back Nail Trim Uph Arm	Nail Trim Uph Arm	Solid Aluminum Front & Back Leg Posts. Solid Wood Trim & Top Arm Fully Uph. Seat & Back Loose Cushion	Solid Aluminum Front & Back Leg Posts. Solid Wood Trim & Top Arm Fully Uph. Seat & Back Loose Cushion	Solid Aluminum Front & Back Leg Posts. Solid Wood Trim & Top Arm Fully Uph. Seat & Back Loose Cushion	When Ordering w/Vinyl or Leather Outside Arm Panels will be a Matching Fabric
Options	Tufted Seat \$70.00 List Upcharge					
Carton Weight	38	78	105	85	135	112


	CH-2850 Chair With Wood Trim	CH-2900 Sofa With Wood Trim	CH-3000 High Back Exec. Swivel Tilt	CH-3100 High Back Exec. Swivel Tilt	CH-3140 High Back Exec. Swivel Tilt	CH-3170 Medium Back Guest Chair
						
DIMENSIONS						
Overall Width	31 $\frac{3}{4}$ "	77 $\frac{1}{2}$ "	25 $\frac{1}{2}$ "	24 $\frac{5}{8}$ "	24 $\frac{5}{8}$ "	23"
Overall Depth	30 $\frac{5}{8}$ "	30 $\frac{5}{8}$ "	30"	28 $\frac{1}{2}$ "	28 $\frac{1}{2}$ "	25 $\frac{3}{4}$ "
Overall Height	29 $\frac{1}{2}$ "	29 $\frac{1}{2}$ "	46 $\frac{1}{2}$ "	46 $\frac{1}{4}$ "	46 $\frac{1}{4}$ "	36 $\frac{1}{4}$ "
Height Highest Point	N/A	N/A	46 $\frac{1}{2}$ "	46 $\frac{1}{4}$ "	46 $\frac{1}{4}$ "	N/A
Height Lowest Point	N/A	N/A	43 $\frac{3}{4}$ "	43 $\frac{1}{2}$ "	43 $\frac{1}{2}$ "	N/A
Arm Height From Floor	22"	22"		29"	29"	26 $\frac{3}{4}$ "
Arm Height From Seat	4 $\frac{1}{2}$ "	4 $\frac{1}{2}$ "		8"	8"	7"
Seat Height from Floor	18 $\frac{1}{4}$ "	18 $\frac{1}{4}$ "	22"	21 $\frac{1}{4}$ "	21 $\frac{1}{4}$ "	20"
Seat Inside W x D	23 $\frac{3}{4}$ " x 21 $\frac{1}{4}$ "	71 $\frac{1}{4}$ " x 21 $\frac{1}{4}$ "	19" x 18 $\frac{1}{2}$ "	19 $\frac{1}{4}$ " x 18 $\frac{3}{8}$ "	19 $\frac{1}{4}$ " x 18 $\frac{3}{8}$ "	18 $\frac{3}{8}$ " x 17 $\frac{3}{4}$ "
Back Height From Seat	11 $\frac{1}{8}$ "	11 $\frac{1}{8}$ "	27"	25"	25"	16 $\frac{1}{4}$ "
Grade 2 (COM)	1413.00	2280.00	1357.00	1522.00	1358.00	843.00
Grade 3	1526.00	2491.00	1432.00	1581.00	1421.00	894.00
Grade 39	1635.00	2731.00	1536.00	1652.00	1489.00	957.00
Grade 4 (COL)	1788.00	2985.00	1611.00	1718.00	1574.00	1016.00
Grade 5	1859.00	3125.00	1661.00	1758.00	1617.00	1050.00
Grade 6	2048.00	3470.00	1802.00	1854.00	1731.00	1146.00
Grade 7	2233.00	3863.00	1956.00	1974.00	1852.00	1251.00
Leather B	2362.00	4814.00	2517.00	2270.00	2120.00	1597.00
COM Yds. Required	4	8 $\frac{1}{2}$	3 $\frac{3}{4}$	2 $\frac{1}{2}$	2 $\frac{1}{2}$	2 $\frac{1}{4}$
COL Sq. Ft. Required	72	153	67 $\frac{1}{2}$	45	45	40 $\frac{1}{2}$
Exposed Wood	Ash	Ash	Maple	Maple	Maple	Maple
Standard Wood Finishes	Mahogany	Mahogany	Mahogany	Mahogany	Mahogany	Mahogany
	Oak	Oak	Oak	Oak	Oak	Oak
	Light Oak	Light Oak	Light Oak	Light Oak	Light Oak	Light Oak
	Walnut	Walnut	Walnut	Walnut	Walnut	Walnut
	Cherry	Cherry	Cherry	Cherry	Cherry	Cherry
	Ebony	Ebony	Ebony	Ebony	Ebony	Ebony
	Natural	Natural	Natural	Natural	Natural	Natural
	Natural Cherry	Natural Cherry	Natural Cherry	Natural Cherry	Natural Cherry	Natural Cherry
Standard Features	When Ordering w/Vinyl or Leather Outside Arm Panels will be a Matching Fabric	When Ordering w/Vinyl or Leather Outside Arm Panels will be a Matching Fabric	5 Prong Base Lumbar Built In Gas Lift Control	Tufted Seat & Back Lumbar Support Gas Lift Control 5 Prong Base Uph. Top Arm	No Tufting Lumbar Support Gas Lift Control 5 Prong Base Uph. Top Arm	Uph. Top Arm Tufted Back
Options				Non-Tufted Seat N/C		Without Arm N/C Nail Trim Around Seat \$29.00 List Upcharge
Carton Weight	84	138	65	53	53	26








	CH-3170C Med. Back Guest Chair W/Casters 	CH-3190 Medium Back Guest Chair 	CH-3190C Med. Back Guest Chair W/Casters 	CH-3200 High Back Exec. Swivel Tilt 	CH-3240 High Back Exec. Swivel Tilt 	CH-3250 Low Back Guest Chair 
DIMENSIONS						
Overall Width	23"	23"	23"	26"	26"	23¾"
Overall Depth	25¼"	25¼"	25¼"	30"	30"	24½"
Overall Height	36¼"	36¼"	36¼"	46½"	46½"	32½"
Height Highest Point	N/A	N/A	N/A	46½"	46½"	N/A
Height Lowest Point	N/A	N/A	N/A	43¾"	43¾"	N/A
Arm Height From Floor	26¾"	26¾"	26¾"	28¼"	28¼"	24¾"
Arm Height From Seat	7"	7"	7"	6¾"	6¾"	6¾"
Seat Height from Floor	20"	20"	20"	22"	22"	18½"
Seat Inside W x D	18½" x 17¾"	18½" x 17¾"	18½" x 17¾"	20½" x 18¾"	20½" x 18¾"	19" x 18½"
Back Height From Seat	16¼"	16¼"	16¼"	25"	25"	14"
Grade 2 (COM)	875.00	798.00	828.00	1538.00	1388.00	581.00
Grade 3	925.00	848.00	879.00	1606.00	1461.00	617.00
Grade 39	988.00	903.00	935.00	1696.00	1559.00	667.00
Grade 4 (COL)	1048.00	962.00	995.00	1758.00	1631.00	698.00
Grade 5	1082.00	997.00	1038.00	1801.00	1674.00	722.00
Grade 6	1054.00	1086.00	1120.00	1920.00	1805.00	788.00
Grade 7	1284.00	1180.00	1211.00	2052.00	1950.00	857.00
Leather B	1627.00	1513.00	1541.00	2539.00	2419.00	1191.00
COM Yds. Required	2¼	2	2	3¼	3½	1¾
COL Sq. Ft. Required	40½	36	36	58½	63	31½
Exposed Wood	Maple	Maple	Maple	Maple	Maple	Maple
Standard Wood Finishes	Mahogany	Mahogany	Mahogany	Mahogany	Mahogany	Mahogany
	Oak	Oak	Oak	Oak	Oak	Oak
	Light Oak	Light Oak	Light Oak	Light Oak	Light Oak	Light Oak
	Walnut	Walnut	Walnut	Walnut	Walnut	Walnut
	Cherry	Cherry	Cherry	Cherry	Cherry	Cherry
	Ebony	Ebony	Ebony	Ebony	Ebony	Ebony
	Natural Natural Cherry	Natural Natural Cherry	Natural Natural Cherry	Natural Natural Cherry	Natural Natural Cherry	Natural Natural Cherry
Standard Features	Casters Twin Wheel Tufted Back Uph. Top Arm	Uph. Top Arm No Tufting	Casters Twin Wheel Uph. Top Arm No Tufting	Tufted Seat & Back 5 Prong Base Gas Lift Control Uph. Top Arm	5 Prong Base Gas Lift Control Uph. Top Arm	Uph. Arm
Options	Without Arms N/C Nail Trim Around Seat \$29.00 List Upcharge	Without Arm N/C Nail Trim Around Seat \$29.00 List Upcharge	Nail Trim Around Seat \$29.00 List Upcharge			All Wood Arms \$60.00 Upcharge
Carton Weight	26	26	26	65	63	30








	CH-3250C Low Back Guest Chair W/Casters	CH-3400 High Back Exec. Swivel Tilt	CH-3500 Med. Back Exec. Swivel Tilt Metro	CH-3550 Med. Back Guest Chair Metro	CH-3900 High Back Exec. Swivel Tilt	CH-3940 High Back Exec. Swivel Tilt
DIMENSIONS						
Overall Width	23¾"	27"	26¼"	26¼"	25½"	25½"
Overall Depth	24½"	28¼"	30¼"	27¼"	28½"	28½"
Overall Height	32½"	49½"	39"	36½"	46¼"	46¼"
Height Highest Point	N/A	49½"	39"	N/A	46¼"	46¼"
Height Lowest Point	N/A	46¼"	36½"	N/A	43½"	43½"
Arm Height From Floor	24¼"	28¼"	29"	26¼"	29"	29"
Arm Height From Seat	6½"	5"	9¼"	7¼"	8"	8"
Seat Height from Floor	18½"	23½"	20"	19½"	21¼"	21¼"
Seat Inside W x D	19" x 18½"	19¾" x 17½"	20¼" x 19¾"	20¾" x 18"	19" x 18½"	19" x 18½"
Back Height From Seat	14"	25½"	19½"	17"	25"	25"
Grade 2 (COM)	588.00	1365.00	1093.00	801.00	1363.00	1199.00
Grade 3	623.00	1441.00	1135.00	844.00	1421.00	1278.00
Grade 39	672.00	1545.00	1195.00	905.00	1493.00	1349.00
Grade 4 (COL)	705.00	1619.00	1232.00	941.00	1569.00	1407.00
Grade 5	729.00	1671.00	1254.00	964.00	1608.00	1443.00
Grade 6	795.00	1812.00	1367.00	1077.00	1713.00	1551.00
Grade 7	865.00	1965.00	1473.00	1182.00	1828.00	1666.00
Leather B	1197.00	2031.00	1574.00	1274.00	2046.00	1894.00
COM Yds. Required	1¾	3¾	2¾	2¾	2½	2½
COL Sq. Ft. Required	31½	67½	49½	49½	45	45
Exposed Wood	Maple	Maple	Maple	Maple	Maple	Maple
Standard Wood Finishes	Mahogany Oak Light Oak Walnut Cherry Ebony Natural Natural Cherry	Mahogany Oak Light Oak Walnut Cherry Ebony Natural Natural Cherry	Mahogany Oak Light Oak Walnut Cherry Ebony Natural Natural Cherry	Mahogany Oak Light Oak Walnut Cherry Ebony Natural Natural Cherry	Mahogany Oak Light Oak Walnut Cherry Ebony Natural Natural Cherry	Mahogany Oak Light Oak Walnut Cherry Ebony Natural Natural Cherry
Standard Features	Uph. Arm Casters	No Nail Trim Gas Lift Control Swivel Tilt 5 Prong Base With Wooden Caps Upholstered Arms	No Nail Trim 5 Prong Base Gas Lift Control Uph. Top Arm	Uph. Top Arm No Nail Trim	Tufted Seat & Back Lumbar Support Gas Lift Control 5 Prong Base All Wood Arm	No Tufting Lumbar Support Gas Lift Control 5 Prong Base All Wood Arm
Options	All Wood Arms \$60.00 Upcharge	5 Prong Black Nylon Base N/C			Non-Tufted Seat N/C	
Carton Weight	30	61	55	26	60	58


	CH-3970 Medium Back Guest Chair	CH-3970C Med. Back Guest Chair W/Casters	CH-3990 Medium Back Guest Chair	CH-3990C Med. Back Guest Chair W/Casters	CH-4000 High Back Exec. Swivel Tilt	CH-4100 Med. Back Exec. Swivel Tilt
						
DIMENSIONS						
Overall Width	24"	24½"	24"	24½"	26"	24"
Overall Depth	25¾"	25¾"	25¾"	25¾"	29"	29½"
Overall Height	36¼"	36¼"	36¼"	36¼"	45¼"	38½"
Height Highest Point	N/A	N/A	N/A	N/A	45¼"	38½"
Height Lowest Point	N/A	N/A	N/A	N/A	42¼"	36"
Arm Height From Floor	26¾"	26¾"	26¾"	26¾"	29½"	27¾"
Arm Height From Seat	7"	7"	7"	7"		8¼"
Seat Height from Floor	20"	20"	20"	20"		20"
Seat Inside W x D	19" x 17¾"	19" x 17¾"	19" x 17¾"	19" x 17¾"	20" x 18½"	18" x 20"
Back Height From Seat	16¼"	16¼"	16¼"	16¼"	26"	18½"
Grade 2 (COM)	821.00	853.00	762.00	794.00	1240.00	1160.00
Grade 3	866.00	899.00	804.00	837.00	1322.00	1211.00
Grade 39	923.00	954.00	860.00	893.00	1419.00	1277.00
Grade 4 (COL)	977.00	1008.00	903.00	935.00	1508.00	1326.00
Grade 5	1008.00	1039.00	933.00	966.00	1560.00	1361.00
Grade 6	1091.00	1127.00	964.00	995.00	1709.00	1452.00
Grade 7	1186.00	1218.00	1046.00	1078.00	1868.00	1552.00
Leather B	1497.00	1526.00	1428.00	1456.00	2024.00	1795.00
COM Yds. Required	2	2	2	2	3½	2½
COL Sq. Ft. Required	36	36	36	36	63	45
Exposed Wood	Maple	Maple	Maple	Maple	Maple	Maple
Standard Wood Finishes	Mahogany	Mahogany	Mahogany	Mahogany	Mahogany	Mahogany
	Oak	Oak	Oak	Oak	Oak	Oak
	Light Oak	Light Oak	Light Oak	Light Oak	Light Oak	Light Oak
	Walnut	Walnut	Walnut	Walnut	Walnut	Walnut
	Cherry	Cherry	Cherry	Cherry	Cherry	Cherry
	Ebony	Ebony	Ebony	Ebony	Ebony	Ebony
	Natural	Natural	Natural	Natural	Natural	Natural
	Natural Cherry	Natural Cherry	Natural Cherry	Natural Cherry	Natural Cherry	Natural Cherry
Standard Features	Tufted Back All Wood Arm	Casters Tufted Back All Wood Arm	No Tufting All Wood Arm	Casters No Tufting All Wood Arm	5 Prong Base Gas Lift Control	Nail Trim 5 Prong Base Tufted Back Gas Lift Control Uph. Top Arm
Options	Without Arm N/C	Without Arm N/C	Without Arm N/C	Without Arm N/C	*Edge Guards Not Available	Without Nail Trim-N/C Non-Tufted-N/C
Carton Weight	26	26	26	26	63	55





	CH-4150 Guest Chair	CH-4150C Guest Chair W/Casters	CH-4450 Medium Back Guest Chair	CH-4470 Medium Back Guest Chair	CH-4490 Medium Back Guest Chair	CH-4500 High Back Exec. Swivel Tilt
						
DIMENSIONS						
Overall Width	24½"	24½"	26½"	26½"	26½"	26"
Overall Depth	23"	23"	26"	26"	26"	27¼"
Overall Height	30"	30"	33¾"	33¾"	33¾"	44"
Height Highest Point	N/A	N/A	N/A	N/A	N/A	44"
Height Lowest Point	N/A	N/A	N/A	N/A	N/A	41¾"
Arm Height From Floor	24¾"	24¾"	25¾"	25¾"	25¾"	28¾"
Arm Height From Seat	6¾"	6¾"	6¾"	6¾"	6¾"	6¾"
Seat Height from Floor	18¾"	18¾"	19"	19"	19"	22½"
Seat Inside W x D	18¾" x 18¾"	18¾" x 18¾"	23½" x 18½"	23½" x 18½"	23½" x 18½"	23¼" x 18¾"
Back Height From Seat	11¾"	11¾"	17"	17"	17"	22½"
Grade 2 (COM)	508.00	570.00	1145.00	1058.00	995.00	1357.00
Grade 3	564.00	627.00	1193.00	1105.00	1040.00	1416.00
Grade 39	604.00	672.00	1249.00	1160.00	1098.00	1486.00
Grade 4 (COL)	646.00	710.00	1308.00	1224.00	1155.00	1561.00
Grade 5	672.00	722.00	1339.00	1252.00	1184.00	1602.00
Grade 6	731.00	795.00	1421.00	1334.00	1267.00	1701.00
Grade 7	798.00	866.00	1514.00	1427.00	1362.00	1819.00
Leather B	948.00	1005.00	1716.00	1637.00	1575.00	2046.00
COM Yds. Required	1¾	1¾	2	2	2	2½
COL Sq. Ft. Required	31½	31½	36	36	36	45
Exposed Wood	Maple	Maple	Maple	Maple	Maple	Maple
Standard Wood Finishes	Mahogany Oak	Mahogany Oak	Mahogany Oak	Mahogany Oak	Mahogany Oak	Mahogany Oak
	Light Oak	Light Oak	Light Oak	Light Oak	Light Oak	Light Oak
	Walnut	Walnut	Walnut	Walnut	Walnut	Walnut
	Cherry	Cherry	Cherry	Cherry	Cherry	Cherry
	Ebony	Ebony	Ebony	Ebony	Ebony	Ebony
	Natural	Natural	Natural	Natural	Natural	Natural
	Natural Cherry	Natural Cherry	Natural Cherry	Natural Cherry	Natural Cherry	Natural Cherry
Standard Features	Uph. Arm Nail Trim	Uph. Arm Nail Trim Casters	Tufted Seat & Back Nail Trim	Tufted Seat Nail Trim	No Tufting Nail Trim	5 Prong Base Tufted Seat & Back Nail Trim
Options	Without Nail Trim-N/C \$95.00 List Upcharge for Tufted Back	Without Nail Trim-N/C \$95.00 List Upcharge for Tufted Back				
Carton Weight	26	26	30	30	30	55




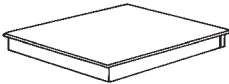

	CH-4510 High Back Armless Guest Chair	CH-4520 High Back Exec. Swivel Tilt	CH-4540 High Back Exec. Swivel Tilt	CH-4550 High Back Guest Chair	CH-4570 High Back Guest Chair	CH-4590 High Back Guest Chair
DIMENSIONS						
Overall Width	26"	26"	26"	25½"	25½"	25½"
Overall Depth	30"	27¼"	27¼"	29½"	29½"	29½"
Overall Height	42½"	44"	44"	42½"	42½"	42½"
Height Highest Point	N/A	44"	44"	N/A	N/A	N/A
Height Lowest Point	N/A	41¾"	41¾"	N/A	N/A	N/A
Arm Height From Floor	N/A	28¾"	28¾"	26¾"	26¾"	26¾"
Arm Height From Seat	N/A	6¾"	6¾"	6¾"	6¾"	6¾"
Seat Height from Floor	20½"	22½"	22½"	20½"	20½"	20½"
Seat Inside W x D	21" x 20"	23¼" x 18¾"	23¼" x 18¾"	23¼" x 19½"	23¼" x 19½"	23¼" x 19½"
Back Height From Seat	26"	22½"	22½"	22½"	22½"	22½"
Grade 2 (COM)	1008.00	1322.00	1285.00	1204.00	1168.00	1130.00
Grade 3	1074.00	1382.00	1342.00	1265.00	1231.00	1190.00
Grade 39	1142.00	1453.00	1414.00	1334.00	1300.00	1259.00
Grade 4 (COL)	1211.00	1522.00	1484.00	1411.00	1367.00	1334.00
Grade 5	1252.00	1562.00	1524.00	1444.00	1411.00	1373.00
Grade 6	1355.00	1663.00	1628.00	1552.00	1511.00	1477.00
Grade 7	1475.00	1780.00	1746.00	1667.00	1630.00	1590.00
Leather B	1667.00	1956.00	1923.00	1903.00	1814.00	1778.00
COM Yds. Required	2½	2½	2½	2½	2½	2½
COL Sq. Ft. Required	45	45	45	45	45	45
Exposed Wood	Maple	Maple	Maple	Maple	Maple	Maple
Standard Wood Finishes	Mahogany	Mahogany	Mahogany	Mahogany	Mahogany	Mahogany
	Oak	Oak	Oak	Oak	Oak	Oak
	Light Oak	Light Oak	Light Oak	Light Oak	Light Oak	Light Oak
	Walnut	Walnut	Walnut	Walnut	Walnut	Walnut
	Cherry	Cherry	Cherry	Cherry	Cherry	Cherry
	Ebony	Ebony	Ebony	Ebony	Ebony	Ebony
	Natural Natural Cherry	Natural Natural Cherry	Natural Natural Cherry	Natural Natural Cherry	Natural Natural Cherry	Natural Natural Cherry
Standard Features	No Tufting Nail Trim	Tufted Back Only 5 Prong Base Nail Trim	No Tufting 5 Prong Base Nail Trim	Tufted Seat & Back Nail Trim	Tufted Back Nail Trim	No Tufting Nail Trim
Options						
Carton Weight	37	55	55	40	40	40

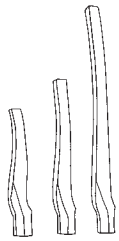


	CH-4700 High Back Exec. Swivel Tilt	CH-4725 High Back Exec. Swivel Tilt Cambridge Series	CH-4750 Medium Back Guest Chair	CH-4790 Medium Back Guest Chair Walden Series	CH-4850 Guest Chair. Lombardy Series	CH-4860 Guest Chair. Lombardy Series
						
DIMENSIONS						
Overall Width	28"	28"	27"	26 ³ / ₄ "	23 ¹ / ₂ "	23 ¹ / ₂ "
Overall Depth	30 ³ / ₄ "	30 ³ / ₄ "	27"	24"	24 ¹ / ₄ "	24 ¹ / ₄ "
Overall Height	42 ³ / ₄ "	42 ³ / ₄ "	34 ³ / ₄ "	32 ¹ / ₄ "	33 ³ / ₄ "	33 ³ / ₄ "
Height Highest Point	42 ³ / ₄ "	42 ³ / ₄ "	N/A	N/A	N/A	N/A
Height Lowest Point	40"	40"	N/A	N/A	N/A	N/A
Arm Height From Floor	27 ¹ / ₂ "	27 ¹ / ₂ "	24 ⁷ / ₈ "	26"	25 ³ / ₄ "	25 ³ / ₄ "
Arm Height From Seat	6 ¹ / ₂ "	6 ¹ / ₂ "	5 ¹ / ₂ "	7"	5 ¹ / ₂ "	5 ¹ / ₂ "
Seat Height from Floor	21 ¹ / ₄ "	21 ¹ / ₄ "	19"	19 ¹ / ₄ "	20 ¹ / ₂ "	20 ¹ / ₂ "
Seat Inside W x D	18 ¹ / ₂ " x 19"	18 ¹ / ₂ " x 19"	18 ¹ / ₂ " x 18"	18" x 17 ³ / ₄ "	19 ³ / ₄ " x 18 ³ / ₈ "	19 ³ / ₄ " x 18 ³ / ₈ "
Back Height From Seat	21 ¹ / ₄ "	21 ¹ / ₄ "	15 ¹ / ₂ "	13"	12 ³ / ₄ "	12 ³ / ₄ "
Grade 2 (COM)	1434.00	1434.00	1199.00	1199.00	772.00	772.00
Grade 3	1501.00	1501.00	1260.00	1260.00	814.00	814.00
Grade 39	1588.00	1588.00	1341.00	1341.00	839.00	839.00
Grade 4 (COL)	1656.00	1656.00	1404.00	1404.00	863.00	863.00
Grade 5	1700.00	1700.00	1444.00	1444.00	877.00	877.00
Grade 6	1823.00	1823.00	1557.00	1557.00	950.00	950.00
Grade 7	1956.00	1956.00	1680.00	1680.00	1016.00	1016.00
Leather B	2184.00	2184.00	1855.00	1855.00	1076.00	1076.00
COM Yds. Required	3 ³ / ₄	3 ³ / ₄	3	3	1	1
COL Sq. Ft. Required	58 ¹ / ₂	58 ¹ / ₂	54	54	18	18
Exposed Wood	Maple	Maple	Maple	Maple	Maple	Maple
Standard Wood Finishes	Mahogany	Mahogany	Mahogany	Mahogany	Mahogany	Mahogany
	Oak	Oak	Oak	Oak	Oak	Oak
	Light Oak	Light Oak	Light Oak	Light Oak	Light Oak	Light Oak
	Walnut	Walnut	Walnut	Walnut	Walnut	Walnut
	Cherry	Cherry	Cherry	Cherry	Cherry	Cherry
	Ebony	Ebony	Ebony	Ebony	Ebony	Ebony
	Natural	Natural	Natural	Natural	Natural	Natural
	Natural Cherry	Natural Cherry	Natural Cherry	Natural Cherry	Natural Cherry	Natural Cherry
Standard Features	Gas Lift Control Swivel Tilt Wood Front Arms 5 Prong Base	Gas Lift Control Swivel Tilt Wood Front Arms 5 Prong Base	Wood Front Arms	Wood Front Arms	Slat Top Back Uph Bottom Back Uph. Seat	Slat Top Back Open Bottom Back Uph. Seat
Options						
Carton Weight	48	45	35	35	40	40

	CH-4870 Guest Chair. Lombardy Series	CH-4950 Guest Chair. Keno Series	CH-4960 Guest Chair. Keno Series	CH-4970 Guest Chair. Keno Series	CH-5800 Loveseat	CH-5850 Chair
						
DIMENSIONS						
Overall Width	23½"	23"	23"	23"	55¼"	34¾"
Overall Depth	24¼"	23¾"	23¾"	23¾"	31"	31"
Overall Height	33¼"	33¼"	33¼"	33¼"	37¾"	37½"
Height Highest Point	N/A	N/A	N/A	N/A	N/A	N/A
Height Lowest Point	N/A	N/A	N/A	N/A	N/A	N/A
Arm Height From Floor	25¾"	25¾"	25¾"	25¾"	27½"	27½"
Arm Height From Seat	5½"	5½"	5½"	5½"	6½"	6½"
Seat Height from Floor	20½"	20"	20"	20"	20¾"	20¾"
Seat Inside W x D	19¾" x 18¾"	19" x 19½"	19" x 19½"	19" x 19½"	42" x 19½"	20¾" x 19½"
Back Height From Seat	12¾"	13¾"	13¾"	13¾"	17"	16¾"
Grade 2 (COM)	772.00	772.00	772.00	772.00	1777.00	1357.00
Grade 3	814.00	814.00	814.00	814.00	1944.00	1492.00
Grade 39	839.00	839.00	839.00	839.00	2184.00	1687.00
Grade 4 (COL)	863.00	863.00	863.00	863.00	2337.00	1811.00
Grade 5	877.00	877.00	877.00	877.00	2448.00	1902.00
Grade 6	950.00	950.00	950.00	950.00	2759.00	2153.00
Grade 7	1016.00	1016.00	1016.00	1016.00	3094.00	2426.00
Leather B	1076.00	1076.00	1076.00	1076.00	3823.00	2981.00
COM Yds. Required	1	1½	1	1	8¾	7
COL Sq. Ft. Required	18	27	18	18	153	126
Exposed Wood	Maple	Maple	Maple	Maple	Maple	Maple
Standard Wood Finishes	Mahogany	Mahogany	Mahogany	Mahogany	Mahogany	Mahogany
	Oak	Oak	Oak	Oak	Oak	Oak
	Light Oak	Light Oak	Light Oak	Light Oak	Light Oak	Light Oak
	Walnut	Walnut	Walnut	Walnut	Walnut	Walnut
	Cherry	Cherry	Cherry	Cherry	Cherry	Cherry
	Ebony	Ebony	Ebony	Ebony	Ebony	Ebony
	Natural	Natural	Natural	Natural	Natural	Natural
	Natural Cherry	Natural Cherry	Natural Cherry	Natural Cherry	Natural Cherry	Natural Cherry
Standard Features	Uph. Top Back Open Bottom Back Uph. Seat	Uph Seat & Back	Uph. Top Back Open Bottom Back Uph. Seat	Uph. Top Back Slat Bottom Back Uph. Seatk	Loose Cushions Nail Trim Fully Upholstered Wooden Legs	Loose Cushion Nail Trim Fully Upholstered Wooden Legs
Options				Without Nail Trim-N/C	Without Nail Trim-N/C	
Carton Weight	40	40	40	40	94	76

	CH-5900 Sofa	CH-6500 Loveseat	CH-6550 Lounge Chair	CH-6600 Sofa	CH-65-60WT Solid Wood Tablet- /mounting mechanism	CH-65-70BST Black Laminate w/silver Edge Tablet/mounting mechanism
DIMENSIONS						
Overall Width	78½"	58"	34"	82"	6½"-12¾"	6½"-12¾"
Overall Depth	31"	32¾"	32¾"	32¾"	Thickness ¾"	Thickness ¾"
Overall Height	38"	34¾"	34¾"	34¾"	N/A	N/A
Height Highest Point	N/A	N/A	N/A	N/A	N/A	N/A
Height Lowest Point	N/A	N/A	N/A	N/A	N/A	N/A
Arm Height From Floor	27½"	25¾"	25¾"	25¾"	28¾"	28¾"
Arm Height From Seat	6½"	7"	7"	7"	10"	10"
Seat Height from Floor	20¾"	18¾"	18¾"	18¾"	N/A	N/A
Seat Inside W x D	64½" x 19½"	46¾" x 20½"	22¾" x 20½"	70¾" x 20½"	N/A	N/A
Back Height From Seat	17¾"	16"	16"	16"	N/A	N/A
Grade 2 (COM)	2112.00	1579.00	1306.00	1895.00	349.00	349.00
Grade 3	2323.00	1805.00	1461.00	2191.00		
Grade 39	2616.00	1937.00	1551.00	2364.00		
Grade 4 (COL)	2812.00	2065.00	1639.00	2532.00		
Grade 5	2952.00	2141.00	1691.00	2631.00		
Grade 6	3336.00	2525.00	1955.00	3135.00		
Grade 7	3759.00	2879.00	2198.00	3599.00		
Leather B	4783.00	3400.00	2500.00	4237.00		
COM Yds. Required	10½	8	5½	10½	N/A	N/A
COL Sq. Ft. Required	189	144	99	189	N/A	N/A
Exposed Wood	Maple	Maple	Maple	Maple	Maple	N/A
Standard Wood Finishes	Mahogany Oak Light Oak Walnut Cherry Ebony Natural Natural Cherry	Mahogany Oak Light Oak Walnut Cherry Ebony Natural Natural Cherry	Mahogany Oak Light Oak Walnut Cherry Ebony Natural Natural Cherry	Mahogany Oak Light Oak Walnut Cherry Ebony Natural Natural Cherry	Mahogany Oak Light Oak Walnut Cherry Ebony Natural Natural Cherry	N/A
Standard Features	Loose Cushion Nail Trim Fully Upholstered Wooden Legs	Wood Legs with Adjustable glides Fully Upholstered Attached seat	Wood Legs with Adjustable glides Fully Upholstered Attached seat	Wood Legs with Adjustable glides Fully Upholstered Attached seat	Solid Wood 360 degrees rotation when mounted	Laminate with Silver edge 360 degree rotation when mounted
Options	Without Nail Trim-N/C	Aluminum Legs with no adjustable glides or Locking Casters on Front or all legs = No List Up-Charge. Table Arm mount available.			Attach to CH6500,6550 or CH6600 (Must specify right or left facing mount when ordering)	
Carton Weight	127	74	62	86	5	5

	CH-6700 Loveseat	CH-6750 Lounge Chair	CH-6800 Sofa			
						
DIMENSIONS						
Overall Width	58"	34"	82"			
Overall Depth	33½"	33½"	33½"			
Overall Height	36"	36"	36"			
Height Highest Point	N/A	N/A	N/A			
Height Lowest Point	N/A	N/A	N/A			
Arm Height From Floor	28½"	28½"	28½"			
Arm Height From Seat	10"	10"	10"			
Seat Height from Floor	19"	19"	19"			
Seat Inside W x D	47½" x 19½"	23½" x 19½"	71½" x 19½"			
Back Height From Seat	17½"	17½"	17½"			
Grade 2 (COM)	1562.00	1238.00	1860.00			
Grade 3	1788.00	1407.00	2142.00			
Grade 39	1920.00	1538.00	2306.00			
Grade 4 (COL)	2048.00	1634.00	2466.00			
Grade 5	2124.00	1691.00	2560.00			
Grade 6	2508.00	1979.00	3040.00			
Grade 7	2862.00	2244.00	3482.00			
Leather B	3330.00	2589.00	4098.00			
COM Yds. Required	8	6	10			
COL Sq. Ft. Required	144	108	180			
Exposed Wood	Maple	Maple	Maple			
Standard Wood Finishes	Mahogany	Mahogany	Mahogany			
	Oak	Oak	Oak			
	Light Oak	Light Oak	Light Oak			
	Walnut	Walnut	Walnut			
	Cherry	Cherry	Cherry			
	Ebony	Ebony	Ebony			
	Natural	Natural	Natural			
Natural Cherry	Natural Cherry	Natural Cherry				
Standard Features	Wood Legs with Adjustable glides	Wood Legs with Adjustable glides	Wood Legs with Adjustable glides			
	Fully Upholstered	Fully Upholstered	Fully Upholstered			
	Attached seat	Attached seat	Attached seat			
Options	Locking Casters on Front or all legs = No List Up-charge.					
Carton Weight	78	66	90			

	CH-1150 End Table Top	CH-1160 Coffee Table Top	CH-1170 Corner Table Top	CH-1180 Sofa Table Top	
					
	DIMENSIONS	L20½ W20½	L49 W20½	L31 W31	L49 W17
	LIST	348.00	459.00	410.00	450.00
CARTON WEIGHT	15	32	32	30	

	Curved Shape Leg	Tapered Leg	Square Beaded Leg	
	 A1 A2 A3	 B1 B2 B3	 C1 C2 C3	
DIMENSIONS	A1 – H16½ A2 – H20½ A3 – H29½	B1 – H16½ B2 – H20½ B3 – H29½	C1 – H16½ C2 – H20½ C3 – H29½	
LIST	A1 – 252.00 Set/4 A2 – 307.00 Set/4 A3 – 396.00 Set/4	B1 – 210.00 Set/4 B2 – 210.00 Set/4 B3 – 287.00 Set/4	C1 – 210.00 Set/4 C2 – 210.00 Set/4 C3 – 287.00 Set/4	
CARTON WEIGHT	A1 – 3 A2 – 5 A3 – 7	B1 – 3 B2 – 5 B3 – 7	C1 – 3 C2 – 5 C3 – 7	

EXPOSED WOOD: Maple

STANDARD WOOD FINISHES: Mahogany, Oak, Light Oak, Walnut, Cherry, Ebony, Natural, Natural Cherry

Table tops and legs sold separately. Leg lengths can be attached to any size table top. Add ¾" to all leg lengths for overall table height.

STANDARD CONFIGURATIONS:

CH1150 takes A2, B2, C2 Leg

CH1160 takes A1, B1, C1 Leg

CH1170 takes A2, B2, C2 Leg

CH1180 takes A3, B3, C3 Leg

